

## Soil microbial health and crop yield under organically managed rice-rice sequence

S. PRADHAN, S. K MISHRA, C. S. KAR AND S. MOHARANA

Department of Agronomy, College of Agriculture  
Orissa University of Agriculture and Technology  
Bhubanswar-751003, Odisha

Received:18-02-2016, Revised:07-05-2016, Accepted: 25-05-2016

### ABSTRACT

A field experiment was undertaken during 2013-14 in organic Block of Central Research Station, Orissa University of Agriculture and Technology. The soil of the experimental site was sandy loam in texture with pH 6.35, BD 1.58 t m<sup>-3</sup>, high in organic carbon (9.4 g kg<sup>-1</sup>) medium in available N (376.0 kg ha<sup>-1</sup>), P<sub>2</sub>O<sub>5</sub> (34.4 kg ha<sup>-1</sup>) and K<sub>2</sub>O (221.3 kg ha<sup>-1</sup>). The experiment was laid out in randomized block design in rice-rice cropping sequence taking seven organic nutrient management treatments (different combinations of Dhanicha, FYM, Vermicompost and Panchagavya in kharif and same combinations of treatments except Dhanicha in summer) in three replications in two seasons. The treatment receiving Dhanicha as green manuring crop, FYM and vermicompost (split) in kharif and corresponding treatment in summer resulted the maximum average crop yield of 4.99 t ha<sup>-1</sup>, straw yield of 5.60 t ha<sup>-1</sup> and net profit of Rs. 26740.5 ha<sup>-1</sup>. Similarly, the said treatment obtained maximum microbial population (total heterotrophic bacteria 186 CFU × 10<sup>4</sup> g<sup>-1</sup> soil, actinomycetes 92 CFU × 10<sup>4</sup> g<sup>-1</sup> soil, fungi 41 CFU × 10<sup>3</sup> g<sup>-1</sup> soil, dehydrogenase activity 0.74 µg TPF g<sup>-1</sup> soil hr<sup>-1</sup>) and microbial biomass carbon (231.34 µg C g<sup>-1</sup> soil). Rice yield of the system exhibited linear, positive and significant correlation with total heterotrophic bacteria (0.881\*\*), actinomycetes (0.818\*), microbial biomass carbon (0.907\*\*) and organic carbon (0.816\*).

**Keywords:** Dehydrogenase activity, microbial biomass carbon, microbial population, sustainable agriculture

An ideal agricultural system should be sustainable, maintain and improve human health, benefit the producers and consumers, protects the environment and produces enough food for an increasing world population. In this perspective, organic farming is the most appropriate agricultural system to bolster sustainable agricultural growth (Kalra *et al.*, 2012). Organic agriculture has been found to enhance soil fertility and increase biodiversity (Mader *et al.*, 2002). Organic residues and manuring play a pivotal role in minimizing the ill effects of intensive agriculture that has resulted in many adverse effect on natural resources such as decline in soil health, deficiency of major and micro nutrients and stagnation in yield (Viridi *et al.*, 2006). Organic manures supply a natural process to seasonally strengthen the nutrient pool of soil. It steps-up the power of soil to bind soil moisture and deters insects, weeds without utilizing chemicals. Boosting yield, reducing production cost and improving soil health are three inter-linked components of the sustainability triangle (Singh *et al.*, 2008). Organic amendments help in enhancing fertility and productivity of soil as a whole.

Microbial biomass is a useful indicator of soil quality. Soil microorganisms are involved in several processes that influence soil quality. Microbial biomass changes rapidly in response to changes in soil properties.

Increases in microbial biomass over time are considered beneficial. They may indicate an increase in beneficial biological functions in soil.

### MATERIALS AND METHODS

A field experiment was conducted during kharif and summer seasons of 2013-2014 at Organic Block of Central Research Station of Orissa University of Agriculture and Technology, Bhubaneswar located at 20° 15' N latitude and 85° 52' E longitude with an altitude of 25.9 m above mean sea level. The station comes under the East and South Eastern Coastal Plain Agro-climatic Zone of Orissa. The soil of the experimental site was sandy loam in texture with pH 6.35, EC 0.18 dSm<sup>-1</sup>, BD 1.58 t m<sup>-3</sup>, organic carbon 9.4 g kg<sup>-1</sup>, available N 376.0 kg ha<sup>-1</sup>, P<sub>2</sub>O<sub>5</sub> 34.4 kg ha<sup>-1</sup> and K<sub>2</sub>O 221.3 kg ha<sup>-1</sup>. The experiment was laid out in randomized block design in three replications taking rice variety "Lalat" as test crop. Seven treatments were in combination of organic nutrient sources Dhanicha (*Sesbania aculata*), FYM, vermicompost and panchagavya.

In kharif season, Dhanicha as a green manure crop was shown @ 25 kg seed ha<sup>-1</sup> in first week of June, incorporated after 45 days after sowing then allowed to decompose *in situ* (T<sub>1</sub>), where as in summer, same plot was kept as control without growing Dhanicha. In kharif,

T<sub>2</sub> was supplied with Dhanicha and FYM 5 t ha<sup>-1</sup> as basal. *Kharif* T<sub>3</sub> was raised with Dhanicha along with vermicompost 2 t ha<sup>-1</sup> as basal. In *kharif* T<sub>4</sub> was provided with Dhanicha and vermicompost 2 t ha<sup>-1</sup> as split. In same season, T<sub>5</sub> was grown with Dhanicha, FYM and vermicompost 2t ha<sup>-1</sup> as spit. T<sub>6</sub> in *kharif* was grown with Dhanicha FYM and vermicompost 2 t ha<sup>-1</sup> as basal. *Kharif* T<sub>7</sub> was raised with Dhanicha, FYM and panchagavya. In contrast to *kharif*, summer season treatments were same except raising of Dhanicha crop. Seedlings were raised in wet nursery bed and 10 days old seedlings were transplanted on 30th July, 2013@ one seedling per hill with a spacing of 25 × 25 cm in individual plot size of 12 × 6m. Vermicompost @ 2t ha<sup>-1</sup> was applied either as basal or in two equal splits i.e. basally and at 20 days after transplanting (DAT). A biodynamic formulation 'Panchagavya' (a blend of milk, ghee, curd, dung and urine) was applied which improves availability of macro (N, P, K and Ca) and micro (Zn, Fe, Cu and Mn) nutrients besides total reducing sugars (glucose). The plots were kept moist all along. 'Cono weeder' was used thrice at 15 days interval starting from 10 DAT in order to manage the weed (Pradhan et al., 2015). As a prophylactic measure, pot manure (5 kg cow dung + 5 litre urine + 250 g gur + 1.0 kg each of *Azadirachta indica*, *Pongamia pinnata* and *Calotropis gigantea* leaves, fermented for 15 days) was sprayed four times at 15 days interval starting from 15 DAT in both the seasons (Bastia et al., 2013; Kar et al., 2013). Microbial population study was undertaken before *kharif* and after harvest of summer crop. Enumeration of microbial population was done by Spread Plate Technique using serial dilution method

(Chhonkar et al., 2007). Yield attributing characters like number of panicle m<sup>-2</sup>, length of panicle, number of grains panicle<sup>-1</sup>, 1000 grain weight, grain and straw yield were recorded and were subjected to statistical analysis (Gomez and Gomez, 1984). Soil microbial biomass carbon (MBC) and dehydrogenase activity was estimated by the methodology as described by Vance et al., (1987) and Casida et al., (1964), Tatabai (1982), respectively.

## RESULTS AND DISCUSSION

### Soil microbial population study

Organic nutrient management influenced the microbial population, microbial biomass and dehydrogenase activity. The total heterotrophic bacteria population was recorded maximum in T<sub>5</sub> (186 × 10<sup>4</sup> g<sup>-1</sup> soil) which was followed by T<sub>6</sub> (Table 1). The minimum bacterial population (93 × 10<sup>4</sup> g<sup>-1</sup> soil) was recorded in T<sub>1</sub>. Similar trend was also found in case of actinomycetes and fungi. The highest population of actinomycetes and fungi was observed in T<sub>5</sub> (92 × 10<sup>4</sup> g<sup>-1</sup> soil and 41 × 10<sup>3</sup> g<sup>-1</sup> soil) respectively. The microbial biomass carbon and dehydrogenase activity was highest in T<sub>5</sub> (231.34 µg C g<sup>-1</sup> soil and 0.74 µg TPF g<sup>-1</sup> soil hr<sup>-1</sup>) compared to other treatments. T<sub>5</sub> influenced the microbial activities significantly over other treatment due to greater soil organic carbon stock. Addition of organic inputs could have favoured microbial activity, enhanced the soil microbial biomass (SMB) and total bacterial population because of supply of organic carbon (Kenchaiiah, 1997). This result was in accordance with Kar et al. (2013) where maximum microbial population was resulted from manure.

**Table 1: Soil microbial population, biomass carbon and dehydrogenase activity in rice-rice cropping system**

Treatments	Total heterotrophic bacteria	Actinomy-cetes	Fungi	Microbial biomass carbon	Dehydrogenase Activity
	CFU × 10 <sup>4</sup> g <sup>-1</sup> soil	CFU × 10 <sup>4</sup> g <sup>-1</sup> soil	CFU × 10 <sup>3</sup> g <sup>-1</sup> soil	µg C g <sup>-1</sup> soil	µg TPF g <sup>-1</sup> soil hr <sup>-1</sup>
<b>Initial</b>	27	18	29	42.60	0.34
T <sub>1</sub> : Dhanicha@ 25 kg ha <sup>-1</sup> seed	93	63	26	86.84	0.35
T <sub>2</sub> : T <sub>1</sub> + FYM 5t ha <sup>-1</sup> (basal)	107	62	37	94.78	0.42
T <sub>3</sub> : T <sub>1</sub> + Vermicompost 2t ha <sup>-1</sup> (basal)	139	71	32	186.22	0.44
T <sub>4</sub> : T <sub>1</sub> + Vermicompost 2t ha <sup>-1</sup> (split)	136	73	34	187.60	0.40
T <sub>5</sub> : T <sub>1</sub> + FYM + Vermicompost 2t ha <sup>-1</sup> (split)	186	92	41	231.34	0.74
T <sub>6</sub> : T <sub>1</sub> + FYM + Vermicompost 2t ha <sup>-1</sup> (basal)	167	76	36	180.26	0.62
T <sub>7</sub> : T <sub>1</sub> + FY M + Panchagavya	124	68	38	183.23	0.55

**Studies on microbial correlation**

In the present study, rice yield of the system exhibited linear, positive and significant correlation with total heterotrophic bacteria (0.881\*\*), actinomycetes (0.818\*), microbial biomass carbon (0.907\*\*) and organic carbon (0.816\*). On the other hand, rice yield was weakly correlated with dehydrogenase activity (0.768\*) and fungi (0.744). Significant correlation among different microbial population and rice yield can be attributed to enhanced microbial activity and its beneficial effect on farming. The result corroborates with the findings of Kar *et al.* (2013). Total heterotrophic bacteria showed significant correlation with actinomycetes population (0.938\*\*), MBC (0.873\*),

DA (0.873\*) and OC (0.903\*\*). Likewise, actinomycetes population had significant correlation with MBC (0.843\*), DA (0.848\*) and OC (0.933\*\*). Fungi population also had linear, positive and significant correlation with DA (0.784\*). MBC expressed significant correlation with OC (0.841\*) but it was weakly correlated with DA (0.729). Significant correlation of MBC with OC implies the importance of organic inputs in nutrient cycling as well as improving soil quality. Nayak *et al.*, (2007) and Liu *et al.*, (2009) also opined correlation of MBC with OC in similar fashion. Similarly, DA was weakly correlated with OC (0.662). However, strong significant correlation between DA and rice yield implies steady biological activity and soil functioning under organic amendments (Table 2).

**Table 2: Correlation coefficient between different soil chemical and biological properties and rice yield as influenced by long term organic nutrient management**

	<b>RY</b>	<b>THB</b>	<b>ACT</b>	<b>FUN</b>	<b>MBC</b>	<b>DA</b>	<b>OC</b>
<b>RY</b>	1	-	-	-	-	-	-
<b>THB</b>	0.881**	1.000	-	-	-	-	-
<b>ACT</b>	0.818*	0.938**	1.000	-	-	-	-
<b>FUN</b>	0.744	0.653	0.595	1.000	-	-	-
<b>MBC</b>	0.907**	0.873*	0.843*	0.611	1.000	-	-
<b>DA</b>	0.768*	0.873**	0.848*	0.784*	0.729	1.000	-
<b>OC</b>	0.816*	0.903**	0.933**	0.537	0.841*	0.662	1.000

Note: RY- Rice yield; THB- Total heterotrophic bacteria; ACT- Actinomycetes; FUN- Fungi; MBC- Microbial biomass carbon; DA- Dehydrogenase activity; OC- Organic carbon, \*significant at  $p < 0.05$ , \*\*significant at  $p < 0.01$

**Yield and yield attributes**

Similar trend was observed with respect to yield and yield attributing characters in both the seasons. The treatment receiving *Dhanicha* + FYM + vermicompost (split) in *kharif* and corresponding treatment receiving FYM + vermicompost (split) in summer ( $T_5$ ) produced the highest number of panicle  $m^{-2}$  (388.3 and 382.9 in *kharif* and summer, respectively) at harvest. However, these were *at par* with those of  $T_4$ ,  $T_6$  and  $T_7$  in both the seasons and was recorded significantly superior by 61.7 and 65.5 % over  $T_1$  in both seasons, respectively (Table 3). Similarly the longest panicle was recorded in  $T_5$ , which were 32.7 and 31.0 cm in *kharif* and summer season, respectively. Significantly more number of filled grains per panicle (148.3 and 144.1 in *kharif* and summer seasons, respectively) was observed in  $T_5$  and was *at par* with those of  $T_4$ ,  $T_6$  and  $T_7$  in both the seasons. The highest test weight of 24.1 and 23.9 g was recorded for treatment  $T_5$  and the lowest (22.5 and 22.4 g) was recorded for  $T_1$  in *kharif* and summer seasons respectively. The average grain yield of 4.5, 4.4  $t ha^{-1}$  and straw yield of 5.1, 4.9  $t ha^{-1}$  was obtained for *kharif* and summer, respectively.

Higher grain and straw yield was recorded in  $T_5$ , in both the seasons which were superior over  $T_1$  by 35% each in *kharif* and 24 and 32% in summer, respectively. The average system grain yield, straw yield and net profit was found to be 8.9  $t ha^{-1}$ , 10  $t ha^{-1}$  and 42647.4  $₹ ha^{-1}$ , respectively and those were found maximum with  $T_5$  (9.98, 11.19  $T ha^{-1}$  and 53481  $₹ ha^{-1}$ , respectively).

Organic manures improve physico-chemical and biological properties of soil. It also prevent leaching and volatilization losses and its slow release pattern supply nutrients in optimal rate that congruence with crop demand improving synthesis and translocation of metabolites to various reproductive structures resulting in improvement in its yield and yield attributes (Upadhyaya *et al.*, 2000; Shanmugam *et al.*, 2001; Bhattacharya *et al.*, 2003; Raju and Sreenivas, 2008; Kumari *et al.*, 2010). Besides, they encourage the activity of microbes which, in turn, release enzymes and hormones that promote plant growth. Mankotia (2007) reported higher yield of rice due to *in situ* green manure of *Dhanicha* with application of FYM. Shekara *et al.* (2010) suggested that increase in the growth, yield attributes and yield of rice due to addition of various

organic manures could be attributed to adequate supply, higher uptake and recovery of nutrients.

### Soil physico-chemical properties

Much variation on nutrient availability among treatments was not observed. However the available nutrient status of N-P-K was in the optimum range due to organic nutrient management. It was due to organic manure supplies nutrients as well as solubilise the fixed forms of nutrients (Sinha 1981). Bulk density BD was almost stable. Lower BD ( $1.54$  and  $1.55 \text{ Mg m}^{-3}$  in *kharif* and summer, respectively) was in  $T_5$  (Table 4). It might be due to grown in organic research field rich in long term application FYM which increases in total porosity and improves soil aggregation causing decrease in BD (Rasool et al., 2008). Soil pH was within range of 6.34 to 6.61 that may be due to buffering property of organic matter used. Organic carbon increased in the

treatments in the range of 9.4 to 13.5 g kg<sup>-1</sup>. The increase in organic carbon content in the manorial treatment combinations is attributed to the direct incorporation of organic matter in the soil. Subsequent decomposition of these materials for eight years might have resulted in the enhanced organic carbon content of the soil (Singh et al., 2008).

In the present situation of diminishing factor productivity and escalated environmental degradation, preference is focused on organic farming to bolster sustainable agricultural growth. It is evident from the experiment that combination of organic nutrients such as *Dhanicha* + FYM + vermicompost (split) in *kharif* and FYM + vermicompost (split) in summer rice are encouraging with regards to crop growth, productivity, soil microbial activity of microorganisms which, in turn, accelerate productivity of rice and soil health. The same treatment can be advocated to be practiced in rice-rice sequence.

**Table 3: Yield and yield attributing characters as influenced by organic nutrient management in rice- rice sequence (pooled)**

Treatment	No. of Panicle m <sup>-2</sup>		Panicle length (cm)		Filled grain per panicle		1000 grain weight (g)		Grain yield (t ha <sup>-1</sup> )		Straw yield (t ha <sup>-1</sup> )		Cost of cultivation (‘ ha <sup>-1</sup> )		Net profit (Rs ha <sup>-1</sup> )		Grain yield (t ha <sup>-1</sup> )	Straw yield, (t ha <sup>-1</sup> )	Net profit (‘ ha <sup>-1</sup> )
	K	S	K	S	K	S	K	S	K	S	K	S	K	S	K	S			
T <sub>1</sub>	240.1	231.4	25.8	24.3	102.8	97.5	22.5	22.4	3.73	3.64	4.52	4.18	28872	29337	15788	14094	7.37	8.70	29882
T <sub>2</sub>	273.1	255.5	27.1	25.9	105.4	102.4	23.0	22.7	4.06	3.98	4.70	4.52	30274	30744	18148	16724	8.04	9.22	34872
T <sub>3</sub>	291.2	290.7	27.4	27.2	113.0	110.1	23.1	22.9	4.28	4.23	4.89	4.79	31095	31595	19980	18811	8.51	9.68	38791
T <sub>4</sub>	325.9	314.1	28.6	27.4	126.3	122.6	23.3	23.2	4.80	4.76	5.34	4.98	32222	32706	24885	23710	9.56	10.32	48595
T <sub>5</sub>	388.3	382.9	32.7	31.0	148.3	144.1	24.1	23.9	5.05	4.93	5.64	5.55	32422	32874	27679	25802	9.98	11.19	53481
T <sub>6</sub>	366.3	362.1	30.7	28.5	140.3	133.5	23.9	23.3	4.86	4.70	5.39	5.25	32225	32664	25582	23329	9.56	10.64	48911
T <sub>7</sub>	358.9	350.9	26.1	27.2	138.2	128.6	23.3	22.8	4.65	4.48	5.23	5.03	32140	32575	23200	20800	9.13	10.26	44000
SEm (±)	26.7	28.7	1.3	1.34	7.8	6.6	0.5	0.6	0.17	0.18	0.20	0.17	-	-	-	-	-	-	-
LSD (0.05)	82.4	88.3	3.9	4.1	24.0	20.5	1.6	2.0	0.53	0.55	0.62	0.54	-	-	-	-	-	-	-
CV (%)	14.4	15.9	7.6	8.5	10.8	9.6	3.6	4.5	6.73	7.06	6.90	6.21	-	-	-	-	-	-	-

K- Kharif, S- Summer

**Table 4: Soil physico-chemical properties as influenced by organic nutrient management in rice-rice cropping sequence**

Treatment	N (kg ha <sup>-1</sup> )		P <sub>2</sub> O <sub>5</sub> (kg ha <sup>-1</sup> )		K <sub>2</sub> O (kg ha <sup>-1</sup> )		OC (g kg <sup>-1</sup> )		pH (1:2.5)		BD (Mg m <sup>-3</sup> )	
	K	S	K	S	K	S	K	S	K	S	K	S
Initial	376.0		34.4		221.3		9.4		6.35		1.58	
T <sub>1</sub>	350.0	312.0	35.3	34.3	224.6	227.8	11.4	10.4	6.45	6.34	1.65	1.66
T <sub>2</sub>	342.0	336.0	36.3	35.6	227.4	230.3	12.5	10.7	6.56	6.43	1.60	1.62
T <sub>3</sub>	352.6	340.4	37.5	38.7	228.4	228.8	12.6	11.5	6.55	6.54	1.58	1.57
T <sub>4</sub>	364.7	368.6	39.4	39.4	230.3	231.6	12.9	11.8	6.54	5.56	1.55	1.57
T <sub>5</sub>	386.0	383.0	39.6	40.5	230.4	232.3	13.5	12.6	6.46	6.48	1.54	1.55
T <sub>6</sub>	366.6	369.6	38.7	38.4	233.3	234.7	12.3	11.5	6.57	6.59	1.57	1.55
T <sub>7</sub>	360.4	361.6	37.5	38.3	234.5	235.3	11.5	10.7	6.61	6.59	1.58	1.59
SEm(±)	30.23	29.66	1.68	1.62	24.88	25.02	0.69	0.68	0.42	0.40	0.11	0.10
LSD (0.05)	90.92	89.05	5.06	4.99	75.64	77.06	2.54	2.48	1.257	1.21	0.32	0.31

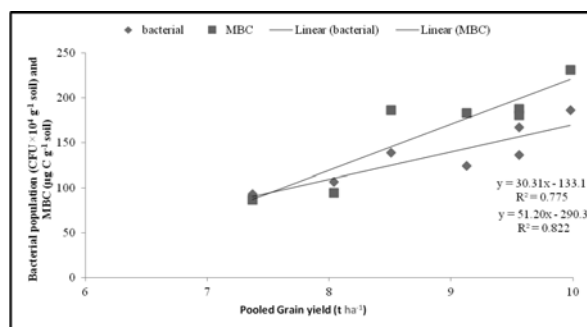


Fig.1: Relation of bacterial population and MBC to rice yield as affected by organic nutrient management

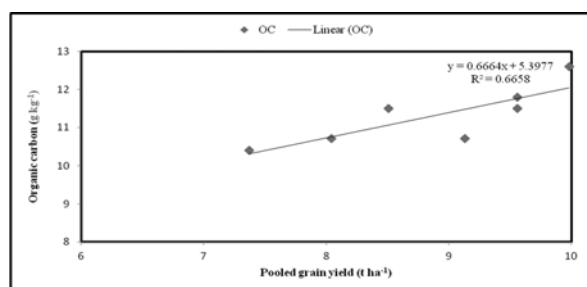


Fig. 2: Relation of actinomycetes ( $10^4$ ) and Fungi ( $10^3$ ) population to rice yield ( $t ha^{-1}$ ) as affected by organic nutrient management

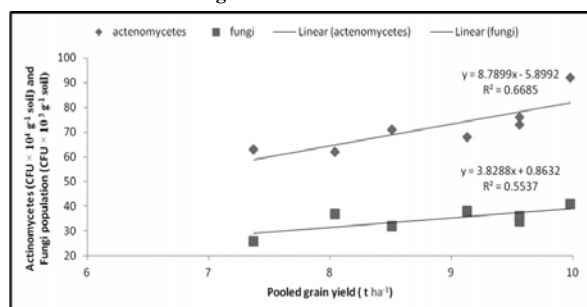


Fig. 3: Correlation of organic carbon to rice yield (pooled) as affected by organic nutrient management

## REFERENCES

Bastia, D.K., Tripathy, S., Barik, T., Kar, Ch. S., Raha, S. and Tripathy, A. 2013. Yield and soil organic carbon sequestration under organic nutrient management in rice-rice system. *J. Crop Weed*, **9**: 52-55.

Bhattacharya, S. P., Sitangshu, S., Karimadkar, A.J., Bera, P.S., Latika, M., Sarkar, S. and Mandal L. 2003. Effect of humic acid (earth) on the growth and yield of transplanted summer rice. *Env. Eco.*, **21**(3): 680-83.

Casida, L., EJr, D.A. and Santoro, T. 1964. Soil dehydrogenase activity. *Soil Sci.*, **98**: 371-376

Chhonkar, P.K., Bhadraray, S.B., Patra, A.K. and Purukayastha, T.J. 2007. *Experiments in Soil Biology and Biochemistry* Westville Publishing House, New Delhi: pp.1-22.

Gomez, K.A. and Gomez, A.A. 1984. *Statistical Procedures for Agricultural Research*. A Willey Inter Science Publication New York: 76-83.

Kalra, R.K., Hundal, S.S., Kaur J. and Jassal G. 2012. Satisfaction of the farmers regarding organic farm practices of Hoshiarpur, *Punjab J. Eco-friendly Agril.*, **7**:17-23.

Kar Ch. S., Bastia D.K. and Tripathy S. 2013. System productivity and soil health in relation to microbial population in organic rice-rice sequence. *J. Crop Weed*, **9**: 102-08.

Kenchaiah, A. 1997. *Ph.D. Thesis*. Tamil Nadu Agricultural University, Coimbatore, India.

Kumari, N., Singh, A.K., Pal, S.K. and Thakur, R. 2010. Effect of organic nutrient management on yield, nutrient uptake and nutrient balance sheet in scented rice. *Indian J. Agron.*, **55** (3): 220-23.

Liu, M, Hu, F., Chen, X., Huang, Q., Jiao, J., Zhang, B. and Li, H. 2009. Organic amendments with reduced chemical fertilizer promote soil microbial development and nutrient availability in a subtropical paddy field: The influence of quantity, type and application time of organic amendments. *App. Soil Eco.*, **42**: 166-75.

Mader, P., Fliebach, A., Dubois, D., Gunst, L., Fried, P. and Niggli, U. 2002. Soil fertility and biodiversity in organic farming. *Sci.*, **296**: 1694-97.

Mankotia, B.S. 2007. Effect of fertilizer application with farm yard manure and in-situ green manures in standing rice (*Oryza sativa*) - wheat (*Triticum aestivum*) cropping system, *Indian J. Agril. Sci.*, **77**: 512-14.

Nayak, D.R., Babu, Y.J. and Adhya, T.K. 2007. Long-term application of compost influences microbial biomass and enzyme activities in a tropical AericEndoaquept planted to rice under flooded condition. *Soil Biol. Biochem.*, **39**: 1897-1906.

Papen, H., Gebler, A., Zumbusch, E. and Rennheg, H. 2002. Chemolith autotrophic nitrifiers in the phyllosphere of a spruce ecosystem receiving high nitrogen input. *Curr. Microbiol.*, **44**: 56-60

Pradhan, S., Bastia, D.K. and Tripathy, S. 2015. Soil organic carbon health and yield sustainability under organically managed rice-rice sequence. *J. Crop Weed*, **11**:108-12.

- Raju, R.A. and Sreenivas, C. 2008. Agronomic evaluation of system of rice intensification method in Godavari Delta. *Oryza.*, **45**: 280-83.
- Rasool, R., Kukal, S.S. and Hira, G.S. 2008. Soil organic carbon and physical properties as affected by long-term application of FYM and inorganic fertilizers in maize-wheat system. *Soil Tillage Res.*, **101**: 31-36.
- Shanmugam, P.M. and Veeraputhran, R. 2001. Effect of organic and inorganic N and zinc application on soil fertility and nutrient uptake of *Rabi* rice (*Oryza sativa*). *Madras Agril. J.*, **88**: 514-17.
- Shekara, B.G., Sharnappa. and Krishnamurthy, N. 2010. Effect of irrigation schedules on growth and yield of aerobic rice under varied levels of FYM in Cauvery Command area. *Ind. J. Agron.*, **55**: 35-39.
- Singh, F., Kumar, R. and Pal, S. 2008. Integrated nutrient management in rice-wheat cropping system for sustainable productivity. *J. Indian Soc. Soil Sci.*, **56**: 205-08.
- Sinha, N.P., Prasad, B. and Ghosh, A.B. 1981. Effect of continuous use of fertilizer on yield and nutrient uptake in wheat-soybean-potato cropping system. *Indian J. Soil Sci.*, **29**: 537-42.
- Tabatabai, M.A. 1982. Soil enzymes. In: Page, A.L., Miller, R.H., Keeney, D.R. (Eds.) *Methods of Soil Analysis*. Part 2. Chemical and Microbiological Properties Agronomy No. 9. ASA and SSSA, Madison, WI, pp:903-48.
- Upadhyaya, S.K., Sarkar, C., Bajpai, R.K., Joshi, B.S. and Tripathi, R.S. 2000. Grain yield and N-uptake of rice as influenced by N management practices under rainfed low land. *Oryza.*, **37** : 91-92.
- Vance, E.D., Brookes, P.C. and Jenkinson, D.S. 1987. An extraction method for measuring soil microbial carbon. *Soil Biol.Biochem.*, **19**: 703-706
- Viridi, K.S., Sidhu, N., Singh, S. and Joshi, N. 2006. Correlation studies for green manuring traits in *Sesbania*. *Agril. Sci. Digest.*, **26**: 51-53.