

Infestation of *Parthenium hysterophorus* in district Sialkot: a case study

M. ADNAN, ¹A. A. SHAHID, M. ALI AND A. HAIDER

Institute of Agricultural Sciences, Punjab University Lahore, Pakistan.

¹Centre of Excellence in Molecular Biology, Punjab University Lahore, Pakistan

Received : 16.12.2014, Revised : 02.08.2015, Accepted : 10.08.2015

ABSTRACT

To investigate the infestation status of alien invasive weed *Parthenium hysterophorus* a detailed survey was conducted at waste lands, edges of agricultural fields, fallow lands and waterways in 53 sites of 3 tehsils of district Sialkot, Punjab during August- October 2009-10. Maximum infestation (60%) of *P. hysterophorus* was found along roadsides followed at along the crop fields (56%), fallow lands (54%), waste lands (50%) and in the water channels minimum 46% infestation. In tehsil wise maximum infestation of *P. hysterophorus* was found in tehsil Daska (94.74%) followed by Tehsil Sialkot (92.31%) and minimum 91.67% in tehsil Pasroor.

Keywords: *Parthenium hysterophorus* infestation, Punjab, Sialkot, survey

Gajar gash (*Parthenium hysterophorus* L., Asteraceae) is an aggressive invasive alien weed species (Kohli *et al.*, 2006), native to the Americas but now widely spread in Asia, Africa and Australia (Dolai *et al.*, 2013). *Parthenium* is an annual herbaceous member of the Asteraceae, with a deep tap root and an erect stem that spreading horizontally at the beginning later vertically and gradually changes into semi-woody with age. It branches itself out usually up to about 1-2 meter. It has bi-pinnated and pale green leaves covered with soft fine hairs (Prasanta *et al.*, 2005). *Parthenium* can grow and reproduce itself any time of the year. The weed affects not only the species diversity of native areas, but also their ecological integrity (Kohli *et al.*, 2004). In Ethiopia, it was reported that individuals who remove *Parthenium* with hands in infested crops suffer from dermal allergy, fever, and asthma (Taye, 2002). It was reported that the photosynthetic characteristics of *Parthenium* leaf is mostly related to C₃ type pathway and exhibits a photosynthesis rate of 25-35 °C and a high CO₂ level (Pandey *et al.*, 2003). Low temperature considerably reduces plant growth, mainly flowering and seed production by reducing leaf area index, relative growth rate, net assimilation rate, and leaf area duration (Navie *et al.*, 1996; Pandey *et al.*, 2003). Tamado *et al.* (2002) reported that germination of *Parthenium* seed occurred at the mean minimum (10 °C) and maximum (25 °C) temperatures as well as over a wide range of fluctuating (12/2 °C- 35/25 °C) temperatures. The spread of seeds plus their ability to remain viable in the soil for many years pose one of the most complex problems for control and this fact makes eradication difficult for many seed producing weeds (Monaco *et al.*, 2001). Weed seeds may also move with surface

Email: alvi.adnan@yahoo.com

water, runoff, in natural streams and rivers, in the irrigation and drainage channels, and in irrigating water from ponds (Monaco *et al.*, 2001).

The weed grows fast and comfortably on alkaline to neutral clay soils (Dale, 1981). However, its growth is slow and less prolific on a wide range of other soil types (Adkins *et al.*, 2005; Rezene *et al.*, 2005). *Parthenium* is a prolific seed producer. For example, in a highly infested field in India, a single plant produced 200, 000 seeds/m² (Joshi, 1991). The germination process of the weed involves several steps required to change the quiescent embryo to metabolically active embryo (Buhler *et al.*, 2000). For a seed to germinate adequate water, suitable temperature and composition of gases (O₂/CO₂ ratio) in the atmosphere, and light should be available.

The successful spread of *Parthenium* in so many parts of the world has mainly been attributed to its allelopathic properties, which enables it to compete effectively with crops and pasture species (Singh *et al.*, 2003; Batish *et al.*, 2005a and b). *Parthenium* is considered a noxious weed because of its allelopathic effect (Kohli *et al.*, 2006), its strong competitiveness for soil moisture and nutrients and the hazard it poses to humans (Wiesner *et al.*, 2007) and animals (Narasimhan *et al.*, 1977). Allelopathy has been suggested as a mechanism for the impressive success of invasive plants by establishing virtual monoculture and may contribute to the ability of particular exotic species to become dominant in invaded plant communities (Hierro, 2003). Recent research was conducted in order to study Prevalence, absolute frequency, relative frequency, absolute density, relative density and importance value of *P. hysterophorus* and other weeds in district Sialkot and its surroundings.

MATERIALS AND METHODS

Survey of the area

The present survey was carried out to study the extent of *Parthenium hysterphorus* infestation in

District Sialkot, Pakistan. Total 53 sites were visited in three Tehsils to evaluate the extent of infestation of *Parthenium hysterphorus* during the period of Nov. to Dec. 2009 (Fig. 1 and 2; Table 1).

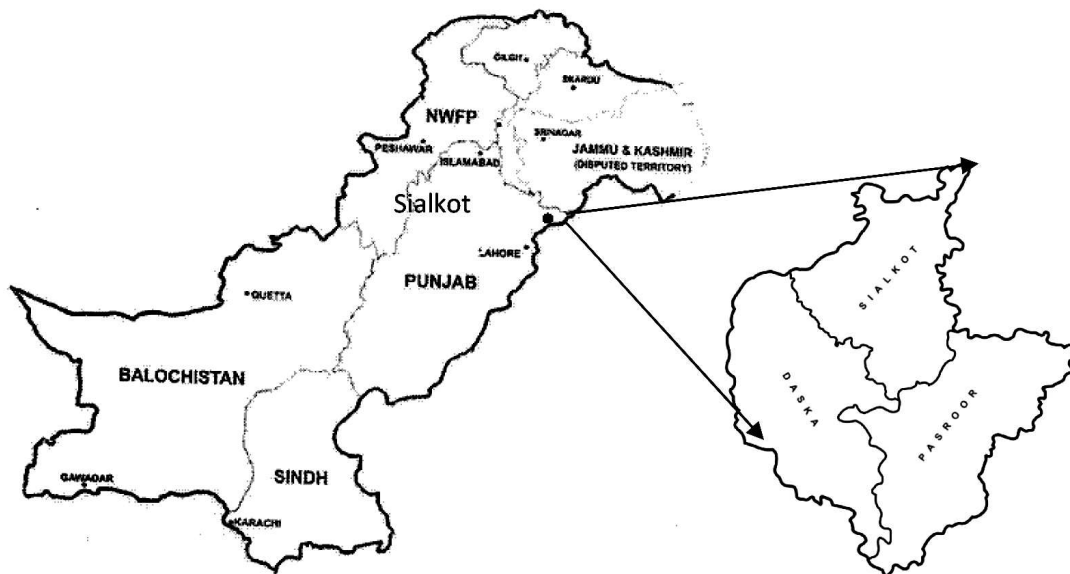
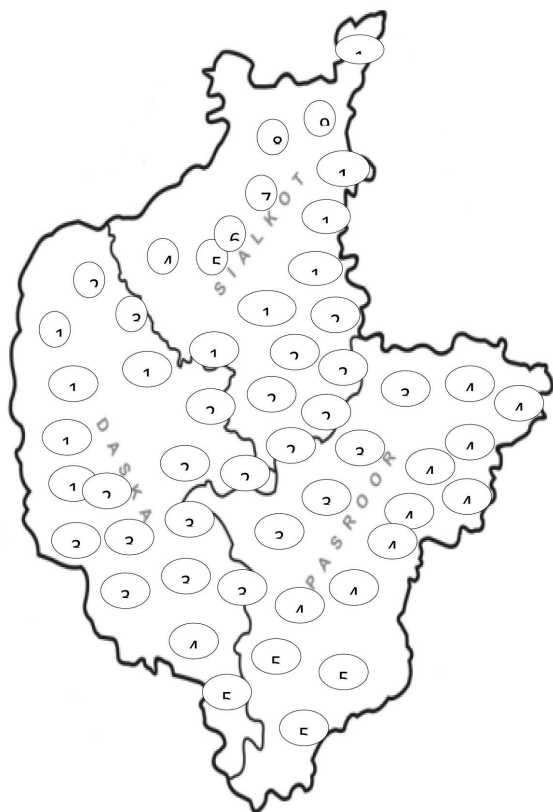


Fig. 1: showing location of Sialkot on the map of Pakistan



- | | |
|------------------------|-------------------|
| 1. Galotian | 28. Mandimankay |
| 2. Adamkey Cheema | 29. Dhadowali |
| 3. Bharoki | 30. Dhadobasra |
| 4. Sahala | 31. Jamkay Cheema |
| 5. Shahkotmor | 32. Bambanwala |
| 6. Uggoki | 33. Khajuriwala |
| 7. Sajeetgarh | 34. Kuwainki |
| 8. Dalowala | 35. Kajau |
| 9. Paki garhi | 36. Baba colony |
| 10. Kothibhuta | 37. Kotkoul ram |
| 11. Sodhra | 38. Satrah |
| 12. Thathi | 39. Dalasidhowa |
| 13. Pathachowk | 40. Siranwali |
| 14. Bhawani | 41. Satrah |
| 15. Sahalia | 42. Pinnahwala |
| 16. College road daska | 43. Ahmadabad |
| 17. Kotliloharan | 44. Ada khohala |
| 18. Gohada | 45. Gujargoraya |
| 19. Machikhokhar | 46. Narowal road |
| 20. Bombawala | 47. Khajuriwala |
| 21. Kundan Sian | 48. Adasuleman |
| 22. Daskakalan | 49. Jaiserwala |
| 23. Kundanpur | 50. Adamotra |
| 24. Bhelomahar | 51. Lalpul stop |
| 25. Dhabegwala | 52. Pikhisindowa |
| 26. Pandorian | 53. Ada jattan |
| 27. Kajlial | |

Fig 2: Representing surveyed sites

The survey data about *Parthenium hysterophorus* and other weed species were recorded using 1x1 m quadrat. Ten quadrates were randomly thrown at each sampling site then the numbers of plants of all the species in a single quadrat were recorded. The percentage of prevalence of *Parthenium* was also calculated.

RESULTS AND DISCUSSION

P. hysterophorus infestation on waste lands

All waste lands from where data was recorded indicated average moderate infestation of 46%. Chichriali exhibited high *Parthenium* infestation (52%). Baigowala (27%), Sajeet garh (14%), Harna (19%) and Dongarpur (24%) showed low *Parthenium* infestation (Fig. 5). *P. hysterophorus* infestation on waste lands was calculated and represented in fig.-3a.

P. hysterophorus infestation along road sides

Roadsides of District Sialkot exhibited variable infestation frequencies with maximum value of 60% and minimum value of 2%. However average infestation of *Parthenium* was recorded as 34.07% (Fig. 3b, 6).

P. hysterophorus infestation along water ways

Variable infestation frequencies were recorded along the water ways in district Sialkot with maximum value of 46% and minimum value of 1% (Fig. 3c, 7). Water ways of District Sialkot exhibited lowest average *Parthenium* infestation (26%).

P. hysterophorus infestation along field edges

The crop fields of Sialkot have moderate *Parthenium* infestation (avg. 35%) but most of infestation was found on the edges of crops. Maximum *Parthenium* infestation was recorded in Malappar (56%) and Sodhera (49%) at the edges of rice field. Adha, Dala Sinduwa, Kotli loharan, Pikhi Sinduwa, Wazir abad bypass, Gohadpur and Nadir had moderate infestation of *Parthenium* ranged from 31-45%. At some sites invasion inside the maize field was also found while at all other sites *Parthenium* was found on the edges of rice and *Trifolium* sp. fields. In Daska, rice field bank of Machi-khokhar had low infestation (16%) of *Parthenium* and area of Bolawal had negligible infestation (1%) (Fig. 4a, 8).

P. hysterophorus infestation in fallow lands

The average *Parthenium* infestation upto 49% was recorded in fallow lands. Satrah located at Pasroor road and was highly infested site (54%). In Shairpur and Jaisarwala *Parthenium* invasion was moderate (31% and 44%) (Fig. 4b, 9)

The comparative result depict that maximum infestation of *Parthenium* was found in fallow lands with 49% infestation. Waste lands, crop fields and roadside represented 40%, 35% and 34% respectively (Fig. 10). Minimum infestation was found along the waterways which was 26%.



Fig. 3: Infestation of *P. hysterophorus* in Sialkot (a) waste lands (b) along roads (c) along water ways




Fig. 4: Infestation of *P. hysterophorus* in Sialkot (a) along field edges (b) fallow lands

Table 1: Table showing the surveyed sites from all the three Tehsils of Sialkot

Tehsils	Sites visited, district Sialkot				
	Wasteland	Crop field	Along waterway	Fallow land	Along roadside
Daska	Galotian, Adamkey, Cheema, Bharoki, College road Daska.	Kotli loharan, Gohada, machi khokhar.	Bombawala, Kundan Sian, Daska kalan, Dhedo wali, Dhado basra.	Jamkay Cheema, Bambanwala, Khajuriwala, Kuwainki.	Kajau, Kuwainki, Adamotra, Jaiserwala.
Pasroor	Baba colony, Kot koul ram, Satrah.	Dala sidhowa, Siranwali,	Satrah, Pinnahwala, Ahmadabad.	Ada khohala, Gujargoraya, Narowal road.	Khajuriwala, Adasuleman, Lalpul stop, Pikhi sindowa
Sialkot	Sahala, shahkot mor, Uggoki, Sajeetgarh, Dalowala.	Paki garhi, Adamotra, Sodhra, Thathi, Pathachowk.	Uggoki, Bhawani, Uggoki, Sahalia, Kundan pur.	Bhelomahar, Dhabeg wala, Pandorian, Kajlial, Thathi.	Faiz pura, Mandi mankay, Marala, Paki garhi, Kothi bhuta.

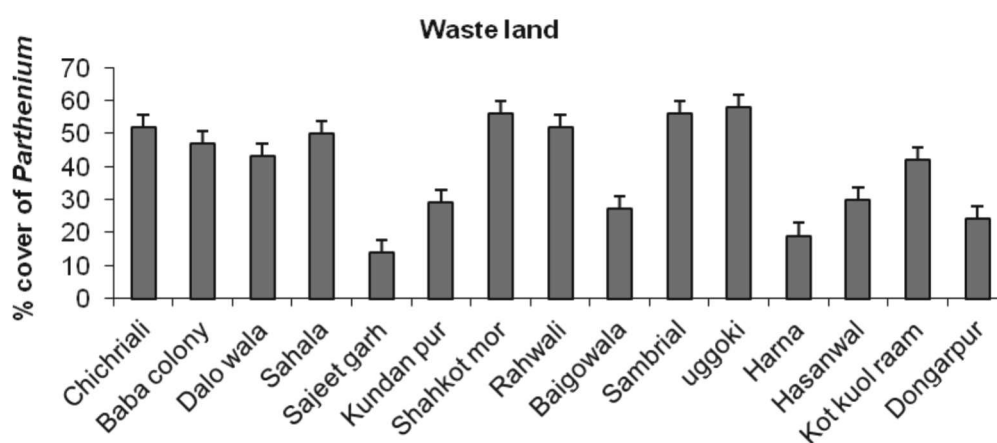


Fig. 5: Infestation of *P. hysterophorus* in waste lands of Sialkot

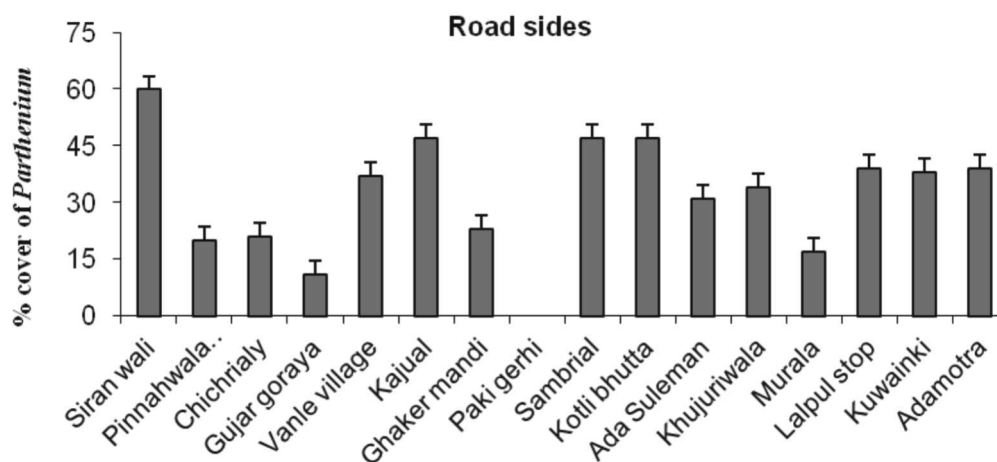


Fig.6: Infestation of *P. hysterophorus* along roads of Sialkot

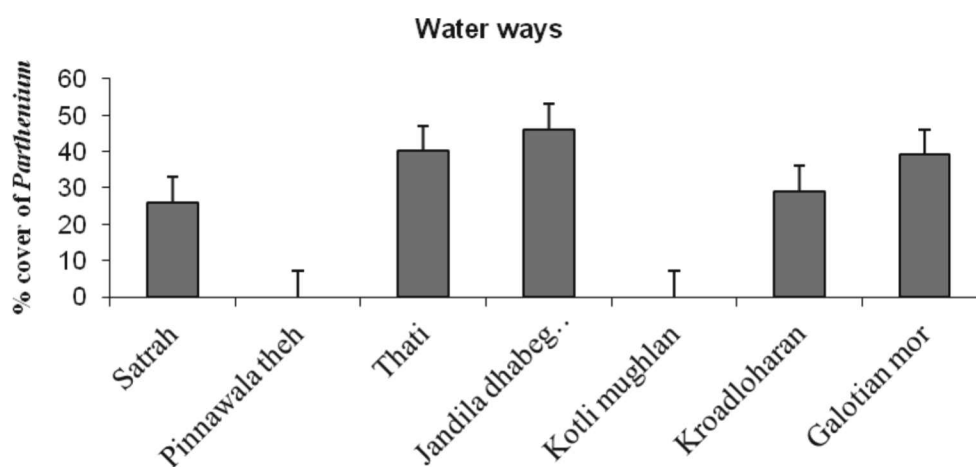


Fig. 7: Infestation of *P. hysterophorus* along water ways of Sialkot

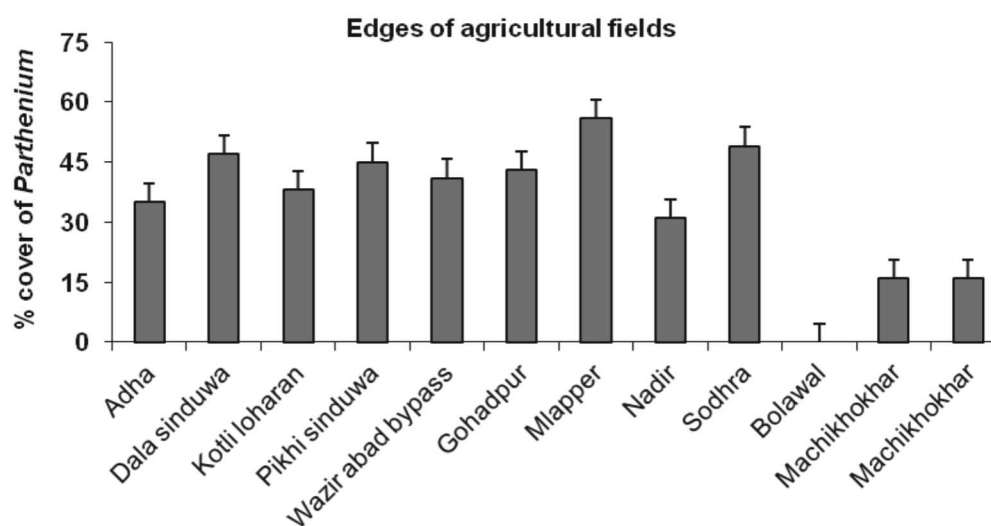


Fig 8: Infestation of *P. hysterophorus* in agro feilds of Sialkot

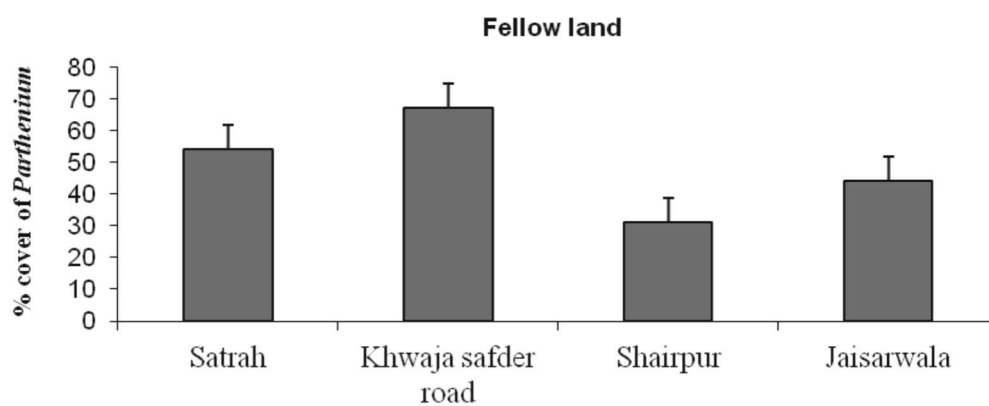


Fig. 9: Infestation of *P. hysterophorus* in fallow lands of Sialkot

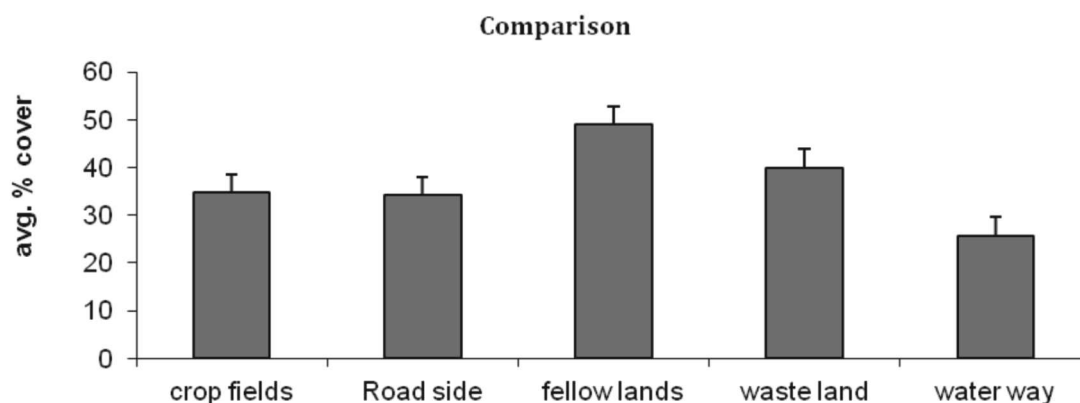


Fig. 10: Comparison of *P. hysterophorus* infestation at different locations

This study has revealed that *P. hysterophorus* has become a major weed of district Sialkot with 94% infestation. Similarly Javaid *et al.* (2009) found that the prevalence of *Parthenium* was 100% in surveyed localities of Lahore. *Parthenium* seeds are very light in weight, about 15-20,000 seeds per plant, mainly disperse through air and water. Infestation of *Parthenium* along the roadsides of Sialkot was 34% as Navie *et al.* (1996) has declared that seed dispersal of *Parthenium* is through mechanized farming and vehicles, which shows that *Parthenium* infestation along the roadsides may be due to this fact. It was also found that *P. hysterophorus* is dominating not only our roadsides but edges of crop fields, waterways, fallow lands and waste lands very aggressively. The highest dominance of this weed may be attributed due to its aggressiveness and allelopathic effect on neighboring plants (Adkins & Sowerby, 1996; Kohli, 1985). This survey has shown that *P.* infestation along edges of field crops in District Sialkot is 35%. Similarly Tamambo & Milberg (2000) found that crop fields of eastern Ethiopia have 30 % cover of *P. hysterophorus*. Living plant parts and decomposing litter of *Parthenium* release allelochemicals which adversely affect the germination and growth of neighboring plants, consequently it soon establishes its own colonies at the cost of other vegetation, and thus affects crop production, biodiversity, animal husbandry and even human health (Kholi and Rani, 1994; Navie *et al.*, 1996). Allelochemicals such as water soluble phenolics including caffeic, vanicillic, ferulic, fumaric acids, and sesquiterpene lactones including parthenin and coropilin are found in all parts of *Parthenium* plant *viz.* root, stem, leaves and inflorescence (Venkataiah *et al.*, 2003; Belz *et al.*, 2007). Navie *et al.* (1996) declared that ecology of this weed including the size and seed bank persistence in the

soil, high viability of the buried seeds, quick germination rate and innate dormancy mechanism of its seed contributes towards its aggressiveness. The fallow lands and Waste lands found 49% and 40% infestation of *Parthenium* simultaneously. Joshi (1991) found that *P. hysterophorus* is a prolific seed producer with up to 25000 seeds per plant and it has massive seed bank in the abandoned fields. *Parthenium* seeds remain viable in the soil for a long time even after very harsh environmental conditions (Williams and Groves, 1980). Extensive spread and establishment are due to non-dormancy and extreme light weight of the seeds armed with pappus (Ramaswami, 1997). Infestation of *Parthenium* along the waterways was 26% in district Sialkot. It was noticed during the survey that *P. hysterophorus* generally invades those areas which are recently disturbed and where topsoil has been removed or eroded. This reduces competition from indigenous species and chances of exotic plant survival increases. It further reveals that this weed has aggressively colonized open lands, pasture lands and waste lands of Sialkot. Chippendale and Panetta (1994) have described that this weed had the potential to disrupt the natural ecosystem of Australia. Cannabis sativa another invasive weed species was once most dominant species amongst the herbaceous flora of Sialkot but now being replaced by *P. hysterophorus*. This research clarifies that *P. hysterophorus* should be managed in order to save indigenous flora of Pakistan because if established it will be devastating to our crops animals as well as humans.

REFERENCES

- Adkins, S. W., Navie, S. C. and Dhileepan, K. 2005. *Parthenium* weed in Australia research. pp. 143-146. *Proc. 2nd Int. Conf. Parthenium Management* 5-7 December. University of Agricultural Science. Bangalore, India.

- Adkins, S.W. and M.S. Sowerby. 1996. Allelopathic potential of *Parthenium hysterophorus* L., in Australia. *Pl. Prot. Quar.*, **1**: 20-23.
- Batish, D.R., Singh, H.P. Pandher, J.K. and Kohli, R. K., 2005a. Allelopathic Interference of *Parthenium hysterophorus* residues in soil. *Allelo. J.* **15**: 267-73.
- Batish, D.R., Singh, H.P., Pandher, J. K. and Kohli, R. K. 2005b. Phytotoxic effects of *Parthenium hysterophorus* residues on three *Brassica sp.* *Weed Biol. Manage.* **5**: 105-09.
- Belz, R.G., Reinhardt, C.F., Foxcroft L.C. and Hurle, K. 2007. Residue allelopathy in *Parthenium hysterophorus* L.-Does parthenin play a leading role? *Crop Prot.* **26**: 237-45.
- Buhler D.D., Liebman M. and Obrycki J.J., 2000. Theoretical and practical challenges to an IPM approach to weed management. *Weed Sci.* **48**: 274-80.
- Chippendale, J.F. and F.D. Panetta. 1994. The cost of *Parthenium* weed to the Queensland cattle industry *Pl. Prot. Quar.*, **9**: 73-76.
- Dale, I.J. 1981. *Parthenium* weed in America. Report on the ecology of *Parthenium hysterophorus* in South Central and North America. *Aust. Weeds*, **1**:8-14.
- Dolai, A.K., Bera, S., Ghosh, R.K., Bhowmick, M.K. and Pal, D. 2013. Biology and infestation of *Parthenium hysterophorus* L. in new alluvial zone of West Bengal – a survey. *J. Crop Weed*, **9**: 216-17.
- Hierro, J.L. and Callaway, R.M., 2003. Allelopathy and exotic plant invasion. *Pl. Soil.* **256**: 29-39
- Joshi, S. 1991. Biocontrol of *Parthenium hysterophorus* L. *Crop Prot.*, **10**:429-31.
- Kholi, R.K. and D. Rani. 1994. *Parthenium hysterophorus* – a review. *Res. Bull. Sci. Punjab Univ.* **44**: 105-149.
- Kohli, K.R., Dogra, K.S., Daizy, R.B. and Singh, R. B., 2004. Impact of invasive plants on the structure and composition of natural vegetation of Northwestern India, Himalayas. *Weed Techno.*, **18**: 1296-130
- Kohli, R. K, Batish, D. R, Singh, H. P and Dogra, K. 2006. Status, invasiveness and environmental threats of three tropical American invasive Weeds (*Parthenium hysterophorus* L., *Ageratum conyzoides* L., *Lantana camara* L.). *Biol. Invas.* **8**: 1501-10.
- Kohli, R.K., A. Kumari and D.B. Saxena. 1985. Auto and teleotoxicity of *Parthenium hysterophorus* L. *Acta Univ. Agric. Brno, Czechoslovakia.* **33**: 253-63.
- Monaco J, Thomas S C, Weller and Ashton F M, 2001. Weed biology and ecology. In: *Weed Science. Principles and practices* 4th ed. pp. 13-31. Academic Publisher, USA.
- Narasimhan, T.R., Ananth, M. Narayana, S.M., Rajendra, B.M, Mangala, A and Subba, R.P.V. 1977. Toxicity of *Parthenium hysterophorus*, *Curr. Sci.* **46**: 15–16.
- Navie, S.C., R.E. Mc Fadyen, F. D. Panetta and S.W. Adkins. 1996. The biology of Australian weeds 27, *Parthenium hysterophorus* L. *Pl. Prot. Quart.*, **11**: 76-88.
- Pandy, D.K., Palni, L.M.S, and Joshi, S.C, 2003. Growth production and photosynthesis of ragweed *Parthenium (Parthenium hysterophorus)*. *Weed Sci.* **51**:191-201.
- Prasanta. C., Bhawmilk and Dipayan S, 2005. *Parthenium hysterophorus*: Its world status and potential management. Pp.1-6. In: *Proceeding of the 2nd Int. Conf. on Parthenium Manag.* 5-7. University of Agricultural Sci. Bangalore, India.
- Ramaswami, P.P. 1997. Potential uses of *Parthenium*. In: *Proc. 1st Int. Conf. on Parthenium Manag.* pp. 77-80.
- Rezene F., Meckasha C. and Mengistu H. 2005. Spread and ecological consequences of *Parthenium hysterophorus*, in Ethiopia. *Arem*, **6**: 11-23.
- Singh H.P., Batish D.R., Pandher J.K. and Kohli R.K., 2003. Assessment of allelopathic properties of *Parthenium hysterophorus* residues. *Agric. Ecosy. Env.* **95**: 537-41
- Tamado T., Ohlander L. and Milberg P., 2002. Interference by the weed *Parthenium hysterophorus* L. with grain sorghum: Influence of weed density and duration of competition. *Int. J. Pest Manage.* **48**: 183-88.
- Taye, T., 2002. Investigation of pathogens for biological control of *Parthenium hysterophorus* in Ethiopia. *Ph.D Thesis* Universitat Zu Berlin, 152pp.
- Venkataiah, B., C. Ramesh, N. Ravindranath and B. Das. 2003. Charminarone, a *seco*-pseudoguaianolide from *Parthenium hysterophorus*. *Phytochemistry.* **63**: 383-86.
- Wiesner, M. Taye, T. Hoffmann, A. Wilfried, P. Buettner, C. Mewis, I. and Ulrichs, C. 2007. Impact of the Pan-Tropical weed *Parthenium Hysterophorus* L. on human health in Ethiopia. *Utilisation of diversity in land use systems: Sustainable and organic approaches to meet human needs*, Tropentag, October 9-11, Witzenhausen.
- Williams, J.D. and R.H. Groves 1980. The influence of temperature and photoperiod on growth and development of *Parthenium hysterophorus*. *Weed Res.* **20**: 47-52.